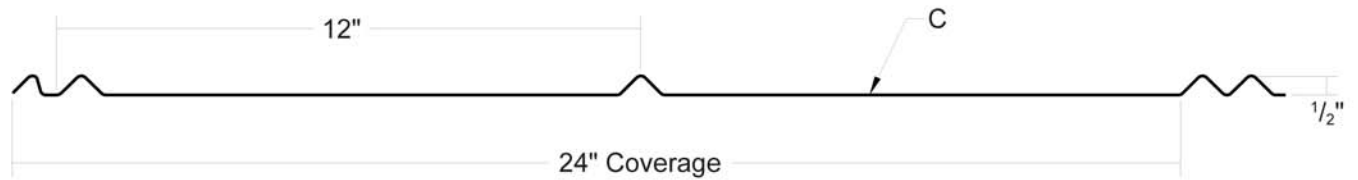


# 5V-CRIMP

CONDENSED  
TECHNICAL  
REFERENCE



ARCHITECTURAL  
RESIDENTIAL  
PANEL

DIRECT  
FASTEN

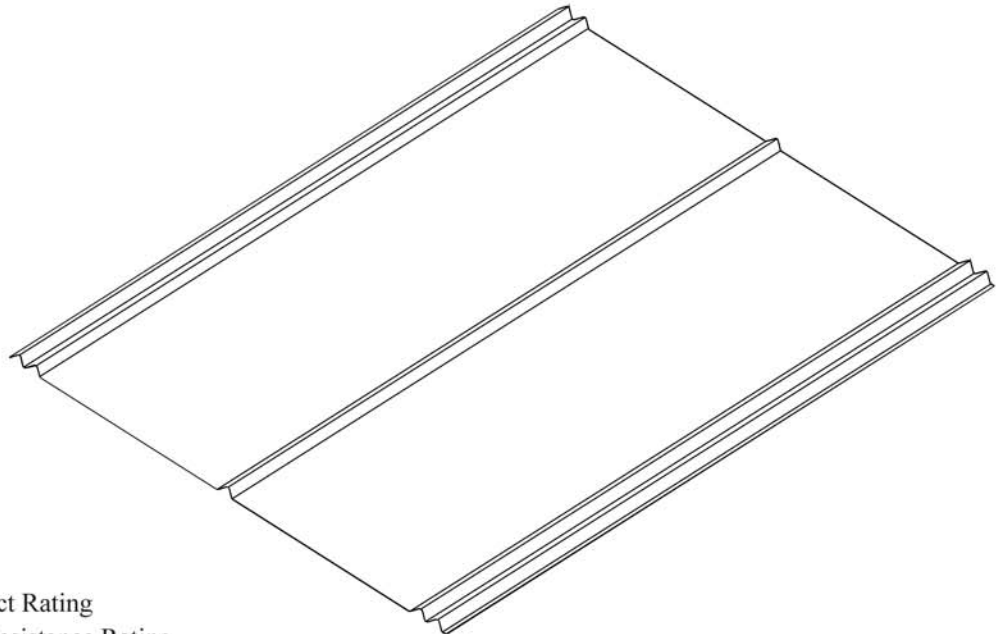
24"  
COVERAGE

MINIMUM  
3:12 SLOPE

SOLID WOOD  
SUBSTRATE

## PANEL OVERVIEW

- ▶ Finishes: MS Colorfast45<sup>®</sup> and Acrylic Coated Galvalume<sup>®</sup>
- ▶ Gauges: 26ga standard, 24ga optional
- ▶ 24" panel coverage, 1/2" rib height
- ▶ Exposed fastened panel, traditional "V" rib
- ▶ Applies over plywood substrate with 30 pound felt underlayment
- ▶ 3:12 slope minimum



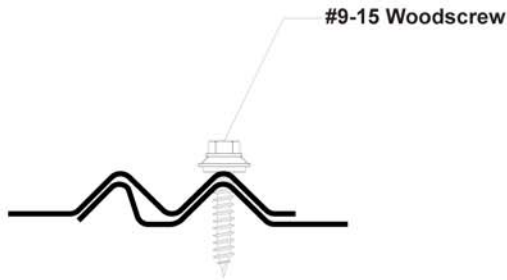
## TESTING

- ▶ UL 2218, Class 4 Impact Rating
- ▶ UL 790, Class A Fire Resistance Rating
- ▶ Florida Building Code Approved 5807.4, 9107.1, 8131.1
- ▶ Miami-Dade County Approved 05-0919.01, 07-0731.09
- ▶ UL 580, Class 90 Wind Uplift Construction #579 over 1/2" Plywood
- ▶ UL 580, Class 90 Wind Uplift Construction #453 over 5/8" Plywood

# 5V-CRIMP

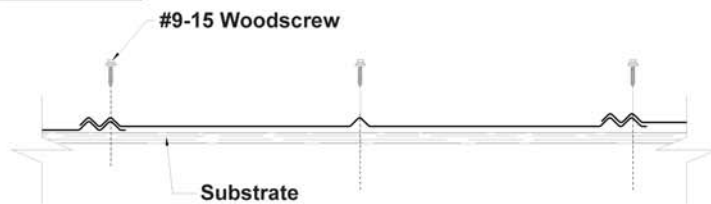
## CONDENSED TECHNICAL REFERENCE

### ATTACHMENT DETAIL

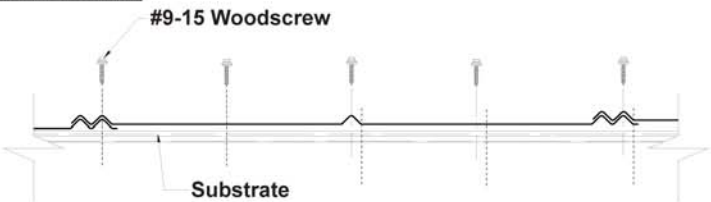


### FASTENING PATTERNS

#### IN THE FIELD:



#### AT THE EAVE:



\*Contact Metal Sales Technical Services for Miami-Dade County attachment requirements.

### GENERAL INFORMATION

#### ► Slope

The minimum recommended slope for 5V-Crimp roofing panel is 3:12.

#### ► Substructure

The recommended substrate is  $\frac{5}{8}$ " plywood with a 30 pound felt moisture barrier. To avoid panel distortion use a properly aligned and uniform substructure.

*NOTE: 5V-Crimp roof panels are not recommended for use over open structural framing.*

#### ► Coverage

5V-Crimp panels are available in a  $\frac{1}{2}$ " rib height with a coverage width of 24".

#### ► Length

Minimum factory cut length is 5'-0". Maximum recommended panel length is 45'-0". Longer panels require additional consideration in packaging, shipping, and erection. Please consult Metal Sales for recommendations.

#### ► Fasteners

The fastener selection guide should be consulted for choosing the proper fastener for specific applications. Quantity and type of fastener must meet necessary loading and code requirements.

*NOTE: All panels are subject to surface distortion due to improperly applied fasteners. Overdriven fasteners will cause stress and induce oil canning across the face of the panel at or near the point of attachment.*

#### ► Availability

*Finishes: Acrylic Coated Galvalume® and MS Colorfast45®  
Gauges: 26ga and 24ga*

### SECTION PROPERTIES

### ALLOWABLE UNIFORM LIVE LOADS PSF (3 or More Equal Spans)

Ga.	Width (in.)	Yield KSI	Weight PSF	Top in Compression		Bottom in Compression		Outward Uplift (Stress) Load					
				Ixx	Sxx	Ixx	Sxx	0'-6"	1'-0"	1'-6"	2'-0"	2'-6"	3'-0"
				ln <sup>4</sup> /ft	ln <sup>3</sup> /ft	ln <sup>4</sup> /ft	ln <sup>3</sup> /ft						
26	24"	50	0.77	0.0025	0.0069	0.0015	0.0054	101	89	60	34	22	15
24	24"	50	1.02	0.0030	0.0089	0.0020	0.0073	101	89	60	34	22	15

- Theoretical section properties have been calculated per AISI 2001. "Specifications for the Design of Cold-formed Steel Structural Members." Ixx and Sxx are effective section properties for deflection and bending.
- Allowable load is calculated in accordance with AISI 2001 specifications considering bending, shear, combined bending and shear and deflection. Allowable load considers both 3 or more equal span conditions. Allowable load does not address web crippling or fasteners/support connection. Panel weight is not considered.
- Deflection consideration is limited by a maximum deflection ratio of L/180 of span.
- Allowable loads do not include a 1/3 stress increase in uplift.